



Sujoy Mojumdar  
Director(NBA)  
PH: 011-24364427

भारत सरकार  
Government of India

पेय जल एवं स्वच्छता मंत्रालय  
पर्यावरण भवन, बी-1 विंग, 8वीं, 9वीं एवं 12 वीं मंजिल  
सी.जी.ओ. कॉम्प्लेक्स, लोधी रोड,  
नई दिल्ली-110 003

Ministry of Drinking Water and Sanitation  
Paryavaran Bhawan, B-1 Wing, 8th, 9th & 12th Floor,  
C.G.O. Complex, Lodhi Road,

New Delhi-110003  
D.O. No. W.11042/55/2013-NBA  
Dated 23<sup>rd</sup> January, 2014

Dear Sir/Madam,

It is proposed to hold Review meeting of Eastern Region with State Secretaries in charge of Rural Sanitation. Agenda for the meeting is :-

- Physical and Financial Progress of Nirmal Bharat Abhiyan(NBA)
- Progress of Survey and conversion of insanitary latrines into sanitary latrines
- Progress on Baseline Survey and PIP submission
- Convergence related issues with MGNREGA, NRDWP and IAY
- IEC Action Plan
- HRD Action Plan
- NGP - State recommendations for NGP 2013, UCs of NGP award money
- Corporate Social Responsibility Activities

Detailed Agenda is Annexed.

- The meeting will be chaired by Secretary /Joint Secretary (Sanitation) of Ministry of Drinking Water and Sanitation.
- The review meeting of Easter Region will be organized as per date and place mentioned below :-

States	Date of Review Meeting	Place of Review
1 BIHAR	27/01/2014(3.30 P.M.)	Bhubaneshwar, Orissa
2 JHARKHAND		
3 ODISHA		
4 WEST BENGAL		
5 CHHATTISGARH		

- It is therefore desired that State Secretaries in charge of Rural Sanitation along with the State NBA Coordinator personally attend the meeting. The venue of the meeting and other arrangement may be obtained from Shri C.J.Venugopal, Pr. Secretary, Rural Development, Orissa(Ph:0674-2536740) or Shri Bhagaban Sahu, Chief Eng, RWSS, Orissa(PH:0674-2395202)
- State secretary in charge of Rural Sanitation in State of Odisha is requested to contact the counterpart in the Drinking Water Supply Department(if departments are different) for coordinating arrangements and tie-up make necessary arrangements for boarding and lodging of the Secretaries and State NBA Coordinators from the participating States.


With Regards,

Yours sincerely

(Sujoy Mojumdar)

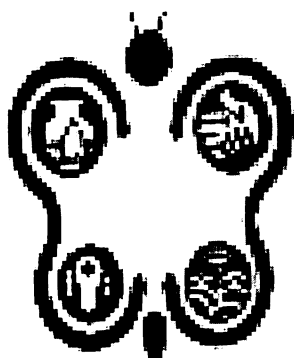
To

The State Secretaries In-charge of Rural Sanitation  
States of Bihar, Jharkhand, Odisha, West Bengal and Chhattisgarh



सत्यमेव जयते

**Ministry of Drinking Water & Sanitation  
Government of India**



**Agenda fo Regional review meeting with States of Bihar,  
Chhattisgarh, Jharkhand, Odisha and West Bengal on NBA**

**Nirmal Bharat Abhiyan(NBA)**

**27<sup>th</sup> January, 2014  
Bhubaneshwar, Odisha**

**AGENDA FOR REVIEW MEETING OF THE STATES ON NBA TO BE HELD ON 27<sup>TH</sup>**  
**JANUARY, 2014**

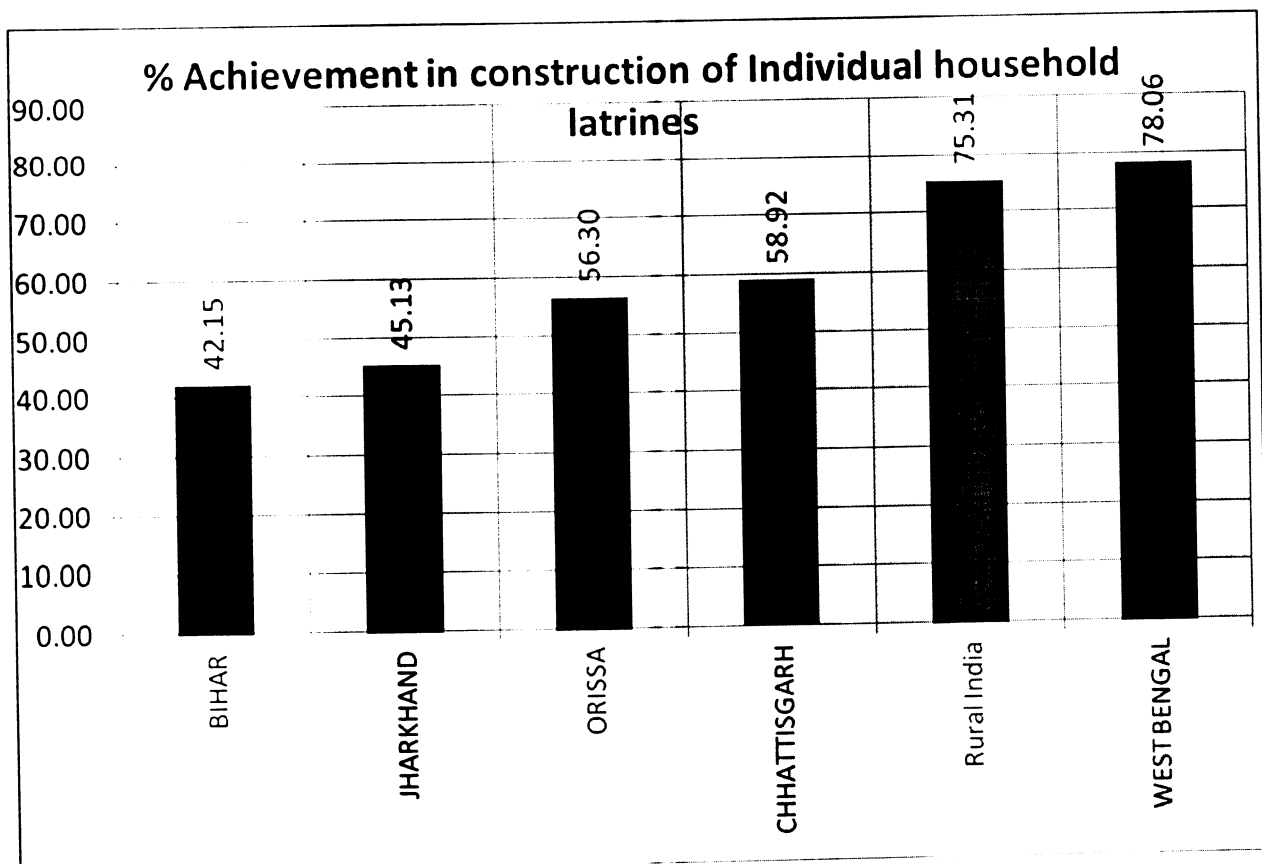
A regional review meeting with the States of Bihar, Chhattisgarh, Jharkhand, Odisha and West Bengal on NBA is to be held under the Chairmanship of Shri Pankaj Jain, Secretary (DWS) on 27<sup>th</sup> January, 2014 at 3.30 p.m. at Bhubaneswar, Orissa.

Agenda items for discussions are as follows:

**1. Review performance of states under Nirmal Bharat Abhiyan(NBA)**

**I. Cumulative achievement in construction of Individual household latrines : Details is at Annexure-1.**

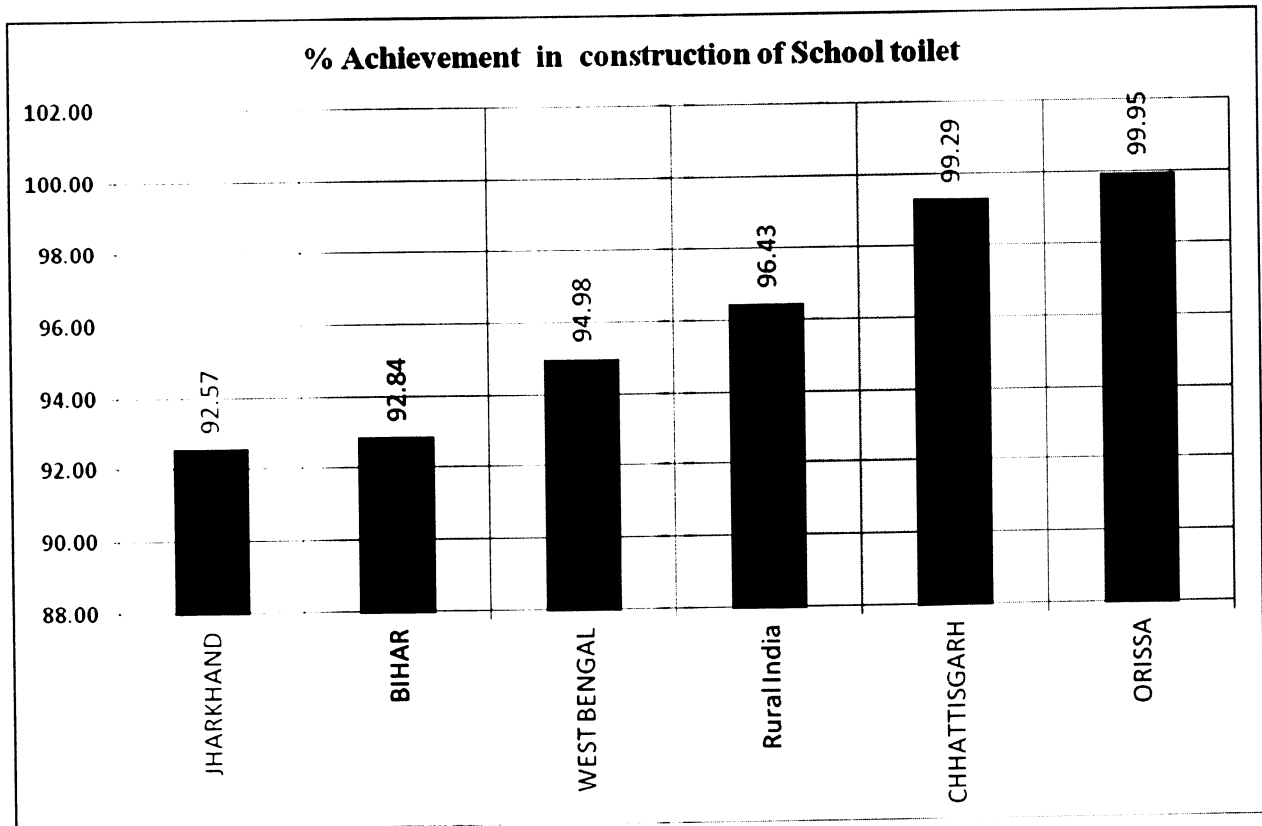
In construction of individual household latrine (IHHL), the cumulative performance against project objectives of **Bihar, Jharkhand, Orissa and Chhattisgarh** is below the national average.



- With respect to Earlier PIP

## II. Cumulative achievement in construction of School Toilet

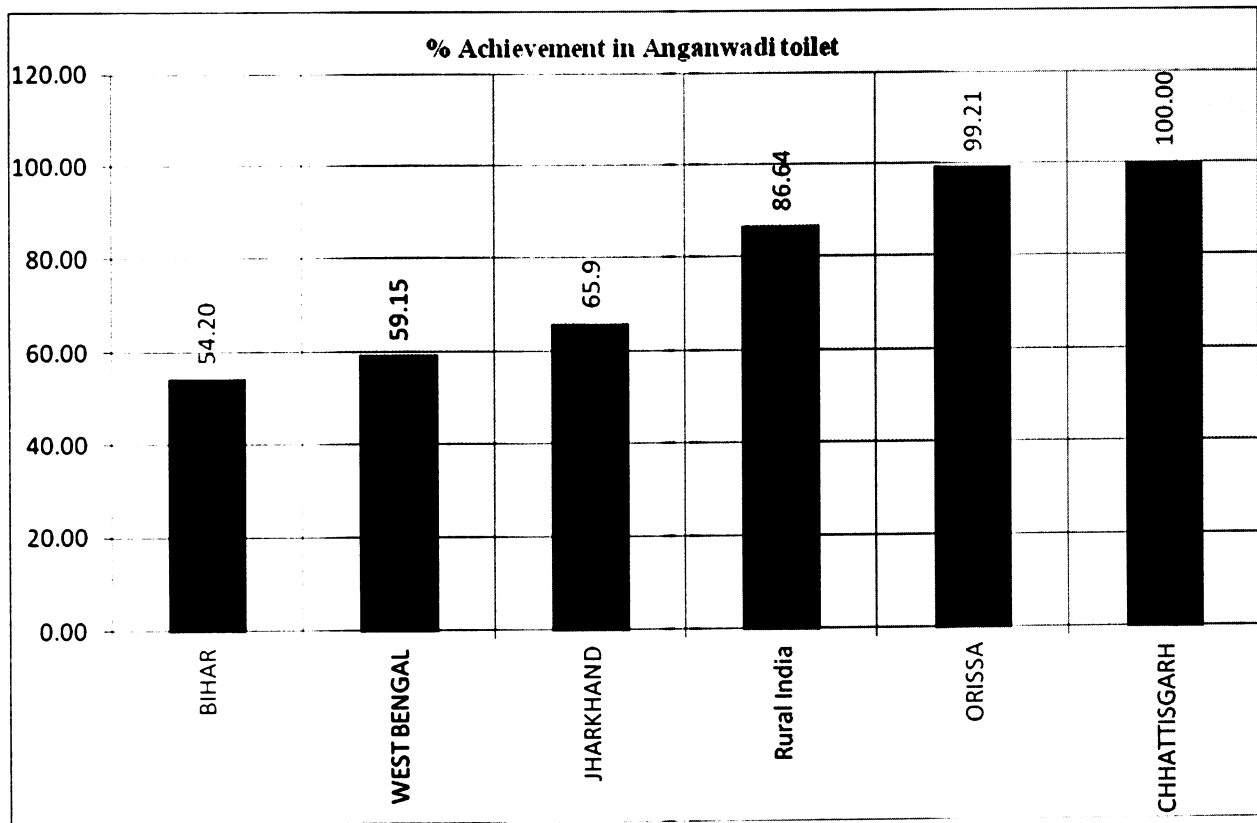
In construction of School toilet, the cumulative performance against project objectives of **Jharkhand, Bihar and West Bengal** is below the national average.



- With respect to Earlier PIP

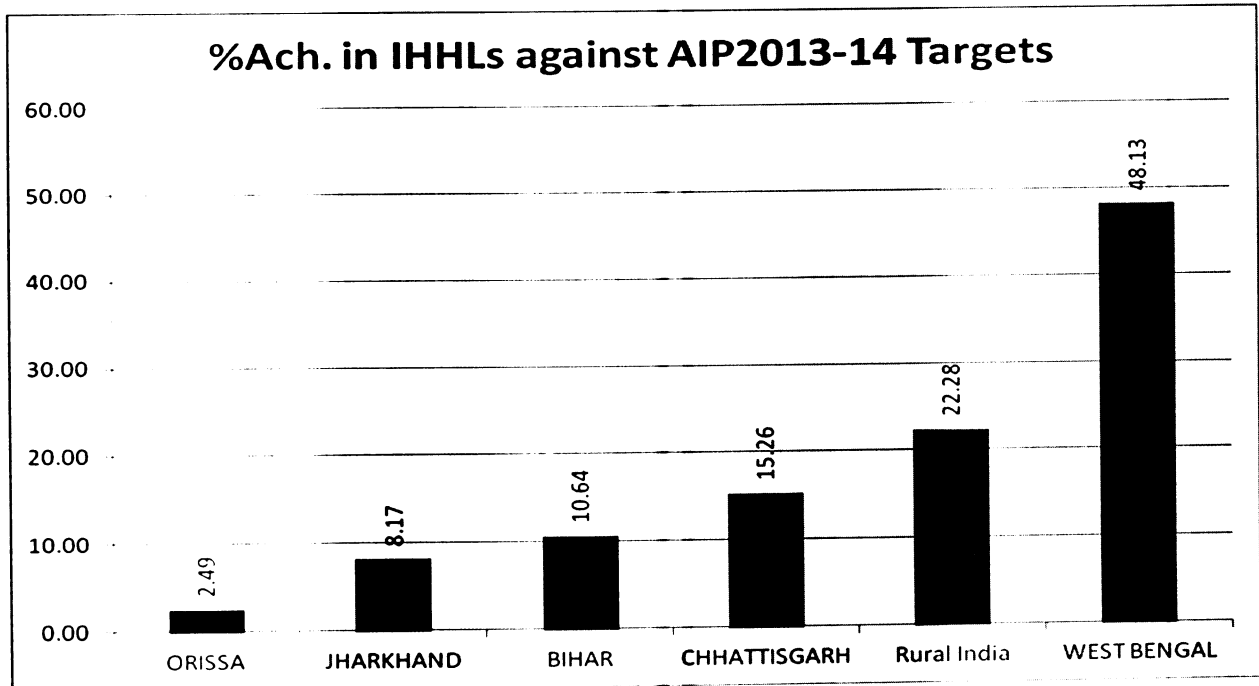
## III. Cumulative achievement in construction of Anganwadi Toilet

In the construction of Anganwadi toilet, the cumulative performance against project objectives of **Bihar, West Bengal and Jharkhand** is below the national average



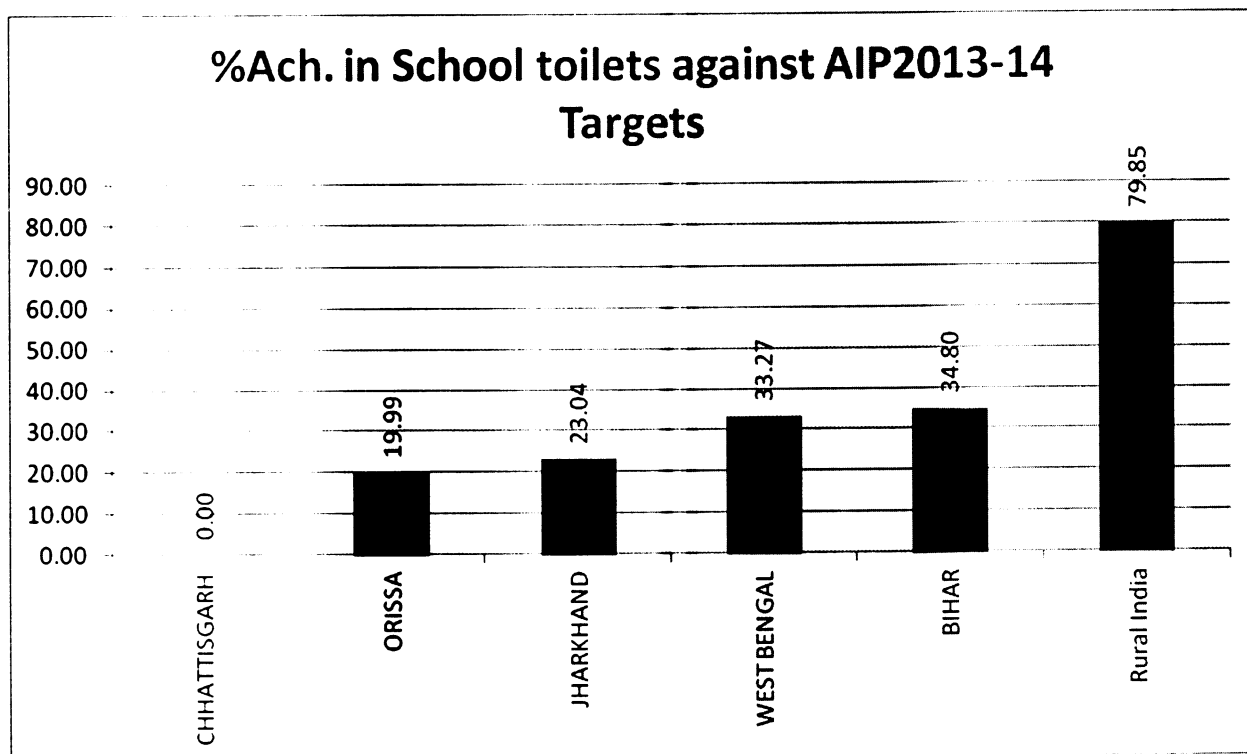
- With respect to Earlier PIP

**IV. Achievements in construction of Individual household latrines against AIP Objective-2013-14 (Upto December,2013) :** In construction of individual household latrine (IHHL), performance in 2013-14 against the AIP objective of Orissa, Jharkhand, Bihar and Chhattisgarh *below* the national average. (Upto Dec,2013).



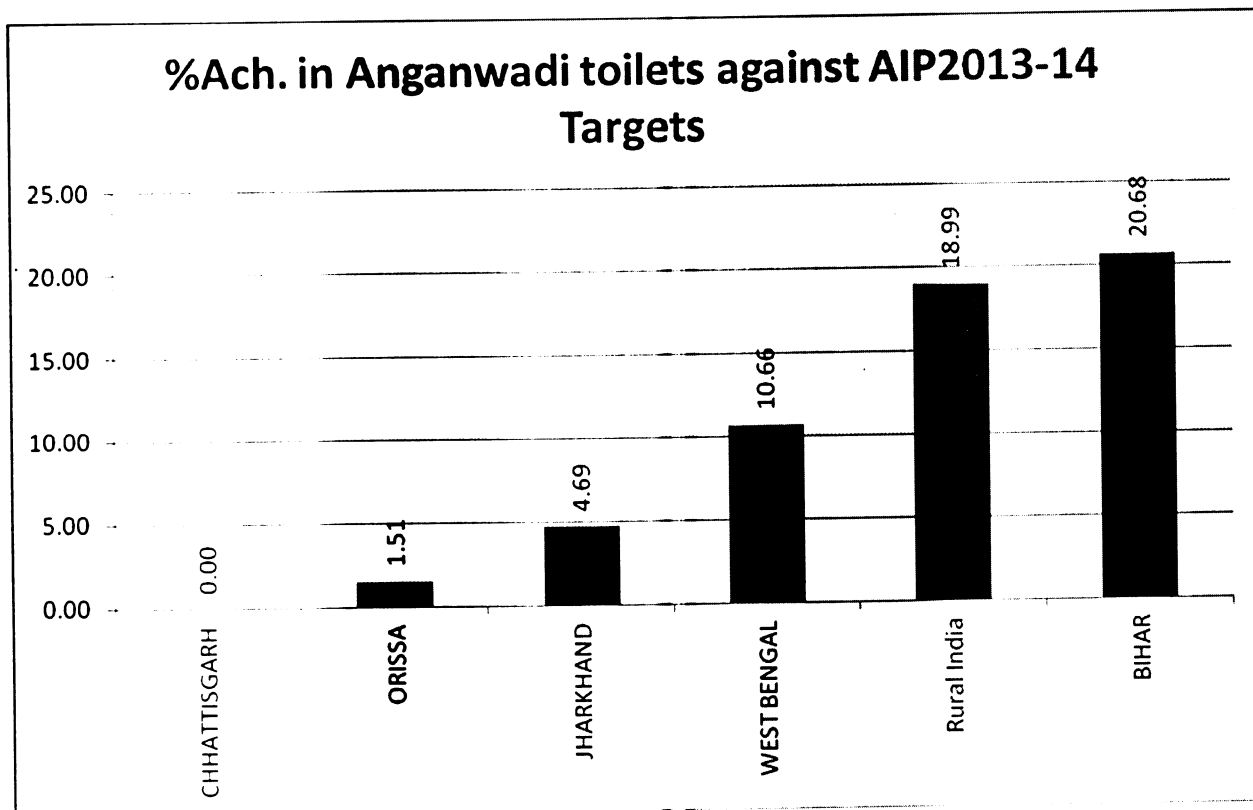
- As per State AIP target

V. **Achievements in construction of School Toilet Units against AIP Objective-2013-14 (Upto Dec,2013) :** In construction of School toilets, performance of this year against the AIP objective of **Chhattisgarh, Orissa, Jharkhand, West Bengal and Bihar** is below national average during 2013-14 (Upto Dec,2013).



VI. **Achievements in the construction of Anganwadi Toilet against AIP Objective-- 2013-14 (Upto December,2013) :**

In the construction of Anganwadi toilet, performance of this year against the AIP objective of **Chhattisgarh, Orissa, Jharkhand and West Bengal** is below the national Average during 2013-14 (Upto Dec,2013).



Details is at Annexure-II

## VII. State-wise Cumulative Financial Progress

### Cumulative

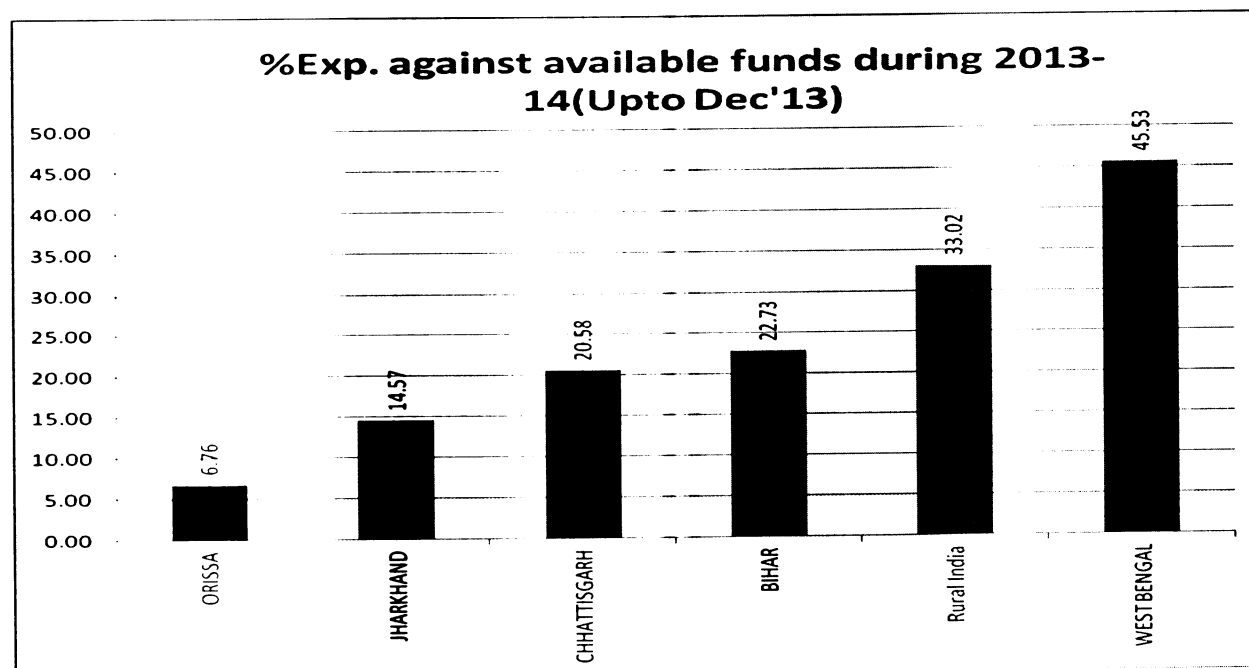
Cumulative State-wise status is given below-

(Rs. in lakh)

State	Approved-Centre share	Centre-Release	Centre-Exp	% Exp. against released
BIHAR	197840.73	113128.25	86820.56	76.75
CHHATTISGARH	45596.64	34080.17	28164.61	82.64
JHARKHAND	60485.48	34362.22	23735.65	69.07
ORISSA	104509.10	51676.92	36910.80	71.43
WEST BENGAL	111799.51	81674.17	74150.11	90.79

State-wise detailed financial progress is at Annexure-III.

**VIII. State-wise Financial Progress during the year 2013-14 upto December, 2013 :-**



**ix. State-wise Unspent Balance during the year 2013-2014 upto December, 2013**

							Rs. in lakh
S.N.	State Name	Opening Balance as on 1-4-2013	Release During 2013-14 (Upto Dec'13)	Total available fund	Exp. During 2013-14 (Upto Dec'13)	Unspent balance as on 31-12-2013	Proposed Exp. for 2013-14
1	BIHAR	35917.09	0	35917.09	8164.16	27752.93	58513.76
2	CHHATTISGARH	7962.92	0	7962.92	1638.48	6324.44	12960.86
3	JHARKHAND	13215.85	0	13215.85	1926.11	11289.74	27789.76
4	ORISSA	17610.54	0	17610.54	1191.25	16419.29	37611.93
5	WEST BENGAL	19611.56	7397.65	27009.21	12296.51	14712.70	59800.14



**XI State-wise Allocation and Release of fund for the year 2013-2014(Upto December, 2013)**

State-wise Allocation and release of fund during the year 2013-14 is as under:-

				Rs. in lakh
S.N.	State	Tentative Allocation as per available fund in 2013-14	Fund released upto Dec, 2013	Remarks
1	BIHAR	13537.49	0	IFD has concurred in the release of second installment. Rs. 100 crore has been released to the State as second installment on 29.01.2013 and Rs. 80 crore has been released on 28.02.2013. First installment could not be released due to high unspent balance.
2	CHHATTISGARH	2781.82	0	First installment released during 2012-13. First installment could not be released due to high unspent balance. Documents for 2011-12 is pending.
3	JHARKHAND	8788.24	0	Previous year release regularized and first installment for 2012-13 was released without any condition. Documents for 2011-12 has been received from the State. But first installment for 2013-14 could not be released due to high unspent balance.
4	ORISSA	12061.02	0	No funds was released during 2012-13 and 2013-14 due to high unspent balance. Discrepancies regarding UC and ASA for 2011-12 was communicated to the State. No reply has been received from the State.
5	WEST BENGAL	24234.16	7397.65	First installment released as per eligibility.

**XII Submission of UCs of NGP Award Money :** States are requested to submit UCs of award money for further release of NGP award Money.

(i) **Statement of pending Utilization Certificate in respect of NGP for the years 2009-10, 2010-11 & 2011-12** is as under :-

<b>Statement of pending Utilization Certificate in respect of NGP for the years 2009-10, 2010-11 &amp; 2011-12</b>				
S.N.	Name of State/UT	UC pending for 2009-10	UC pending for 2010-11	UC pending for 2011-12
1	Bihar	Pending	Pending	Pending
2	Chhattisgarh	Pending	-	Pending
3	Jharkhand	Pending	Pending	Pending
4	Odisha	Pending	Pending	Pending
5	West Bengal	Pending	Pending	Pending

## 2. Conversion of In-sanitary latrines to Sanitary Latrines :

State/UT wise number of various types of insanitary latrines as per Census2011 in rural areas is as under :

State/UT	Night soil disposed into open drain	Night soil removed by human	Night soil serviced by animal	Total
BIHAR	28899	9765	29779	68443
CHHATTISGARH	1504	552	2213	4269
JHARKHAND	3615	1061	2879	7555
ODISHA	17691	18949	17426	54066
WEST BENGAL	56105	115928	48960	220993

States/UTs were requested that all in-sanitary latrines including the dry latrines should be converted into sanitary latrines.

Progress of the conversion of these in-sanitary latrines to sanitary latrines as reported by States on the online Monitoring System maintained by Ministry is as under :-

State	Total No. of GPs	No. of GPs survey done	Conversion of In-sanitary Latrines to Sanitary Latrines		
			No. of In-Sanitary Latrines as per Census2011	No. of HHs found during the survey	No. of such Latrines converted into Sanitary Latrines
BIHAR	8404	135	68443	128	128
CHHATTISGARH	9726	9683	4269	0	0
JHARKHAND	4439	4433	7555	52	52
ODISHA	6236	871	54066	3	2
WEST BENGAL	3349	3260	220993	55	55

**States are requested to provide reasons for large gap between Census 2011 and Baseline Survey on No. of Insanitary latrines**

### **3. Baseline survey**

The Status of entry of Baseline Survey Data is as under :-

	State Name	Total No. of Latrines	No. of Latrines with GP	%age of GP
1	BIHAR	8404	8404	100
2	CHHATTISGARH	9726	9726	100
3	JHARKHAND	4439	4439	100
4	ORISSA	6236	2	0.03
5	WEST BENGAL	3349	3349	100

**States are requested to complete entries of Baseline Survey on priority basis. States will provide a certificate that baseline entries have been completed. It is necessary for sanction of revised PIPs.**

### **4. Submission of Project Implementation Plan(PIP)**

There is huge gap in Sanitation Coverage as reported by Census 2011 and reported by states/UTs on online monitoring system maintained by Ministry of Drinking Water and Sanitation. Accordingly preparation of revised Project Implementation Plan(PIP) based on fresh baseline survey assumes greater significant. Programme also lays more emphasis on Solid and Liquid Waste Management.

Unless National Scheme Sanctioning Committee(NSSC) approve PIP it will not be possible to revise the project and the state will lose out allocation and release subsequently to be made in next year 2013-14 resulting serious slow down in achieving the objectives of Nirmal Bharat Abhyan(NBA).

States/UTs were requested to submit consolidated revised Project Implementation Plan(PIP)(Combining all districts PIP) as approved by State Scheme Sanctioning Committee(SSSC).

Till date States/UTs who have not submitted revised PIP are:

**Bihar, Jharkhand, Orissa and West Bengal.**

**These states are requested to submit revised PIP at earliest.**

5. **Other Issues to be discussed during the meeting :-**

- Convergence of NBA with MGNREGS, NRDWP and IAY
- IEC Action Plan
- HRD Action Plan
- Corporate Social Responsibility Activities

**PERCENTAGEWISE PHYSICAL PROGRESS REPORT AS PER INFORMATION RECEIVED UPTO 31-12-2013**

**Percentagewise Project Performance against Project Objectives**

S. N.	State	IHHL BPL			IHHL APL			IHHL TOTAL			Sanitary Complex			School Toilets			Toilets for Anganwadi		
		Appr.	Ach.	% age	Appr.	Ach.	% age	Appr.	Ach.	% age	Appr.	Ach.	% age	Appr.	Ach.	% age	Appr.	Ach.	% age
1	BIHAR	6195779	3533672	57	4975535	1174919	23.6	11171314	4708591	42.2	2362	1013	42.89	102268	94948	92.84	16444	8913	54.2
2	CHHATTISGARH	1568600	1120686	71.4	1823853	878168	48.2	3392453	1998854	58.9	618	303	49.03	52338	51969	99.29	10211	10595	100
3	JHARKHAND	2327306	1467531	63.1	1402189	215657	15.4	3729495	1683188	45.1	1203	281	23.36	42687	39514	92.57	11472	7560	65.9
4	ORISSA	4485050	2791813	62.3	2571598	1180826	45.9	7056648	3972639	56.3	818	137	16.75	70663	70625	99.95	25160	24961	99.21
5	WEST BENGAL	6619158	6037045	91.2	4997498	3030348	60.6	11616656	9067393	78.1	1140	1220	100	134081	127354	94.98	84168	49788	59.15

**Annexure-II**

**Statewise AIP Targets and Achievement- 2012-13 & 2013-2014(Upto Dec, 2013)**

S.N.	State	2012-13						2013-14(Upto Dec,2013)					
		IHHL		School toilet		Anganwadi toilet		IHHL		School toilet		Anganwadi toilet	
		Target	Ach.	Target	Ach.	Target	Ach.	Target	Ach.	Target	Ach.	Target	Ach.
1	BIHAR	1244691	796699	28687	17009	13598	4822.0	1213617	129089	12523	4358	6019	1245
2	CHHATTISGARH	269647	52045	2345	1387	259	220.0	246573	37620	0	0	0	18
3	JHARKHAND	748327	48500	1014	613	1520	684.0	545251	44557	1467	338	1515	71
4	ORISSA	1205215	118318	1504	1138	2141	956.0	900000	22382	1516	303	1854	28
5	WEST BENGAL	1125701	559115	29551	19475	20949	12176.0	897408	431933	16485	5484	34650	3692

## FINANCIAL PROGRESS REPORT UPTO 31-12-2013

Rs. in lakh

S.N.	State Name	Total Projects Outlay	Approved Share			Release of funds			Expenditure Reported				
			Centre	State	Benef	Centre	State	Benef	Centre	State	Benef	Total	
1	BIHAR	293380.80	197840.73	71151.11	24388.96	113128.25	39309.58	4383.88	156821.72	86820.56	31381.43	4081.69	122283.68
2	CHHATTISGARH	67877.81	45596.64	16475.61	5805.56	34080.17	16224.37	3026.42	53330.96	28164.61	12410.67	2597.91	43173.19
3	JHARKHAND	90728.43	60485.48	22185.77	8057.18	34362.22	19474.34	3116.64	56953.20	23735.65	11867.17	1864.94	37467.76
4	ORISSA	156204.83	104509.10	37841.95	13853.78	51676.92	18980.67	5679.95	76337.54	36910.80	14051.99	5547.09	56509.88
5	WEST BENGAL	174147.94	111799.51	43820.36	18528.07	81674.17	31694.59	37419.63	150788.39	74150.11	26536.51	36978.70	137665.32